

The story of the lost sheep

Have you ever lost something that is precious to you? How did you feel? What did you do?



Watch together: Jesus told a story about a man who lost one of his sheep, here is a video with Ruth telling the story: <https://youtu.be/b1RMJy7qHAg>

And you may like to read the story in Luke 15:1-7 or a children's Bible or storybook.

Chat together: I wonder what surprised you most about this story?

Why do you think Jesus told this story?

Who is the shepherd and who are the sheep?

This story tells us about how much God loves each one of us! Jesus is like the shepherd and we are like the sheep. We are lost when we don't know Jesus, but when we decide we want to be in Jesus' family he rescues us - like the shepherd rescued the sheep in the story. And he is so happy when we decide we want to be his friends!

Pray together: Think about how much the shepherd loves the lost sheep that he keeps looking until he finds it; this is how much God loves all of us. Think about how you are feeling at the moment, maybe you are feeling a bit lost, or you know that you've been doing or saying things that would make God sad or maybe you have never asked Jesus to be your friend.



Find a sheet of paper, green would be good but any colour will do. Draw a heart in the middle of the page and leave it in the centre of the room with a glue stick. Cut out some white cloud shapes for sheep, one for each person, draw on sheep features and write on your name.

Take your sheep and go and 'hide' around the room. Think about how you are feeling now, maybe say sorry to Jesus or ask him to be your friend and then when you are ready, think about Jesus 'finding' you and go and stick your sheep on the paper. When everyone is ready say a prayer together: "Thank you Jesus, that you love us so much, that whatever we have done or wherever we are, you come and find us and we can be part of your family. Thank you Jesus, Amen"


Make together:

Sheep picture or cake or biscuit - depending on what resources you have you could use cotton wool and black paper or card to make a sheep! Or if you have little marshmallows and icing you could decorate a cake or a biscuit to look like a sheep to remind you of the story!



Where is the lost sheep? - Make a 'pop-up' lost sheep

You will need a paper cup or a sheet of card cut into a semicircle and rolled into a cone. Cut a slit in the base of the cup or leave a gap in the cone so that a craft stick will fit through as in the picture.



Draw a sheep on a piece of card (make sure it will fit inside the cup or cone) and attach it to the craft stick (or you could use a straw or a pencil)




Now you need to make the cone look like a grassy field or green bush. You could cover it in green paper or use some felt pens. You might like to attach a little sign to say 'Where is the lost sheep?'



You may need to use a bit of sticky tape around the bottom of the cone to hold everything together.

Now you can 'pop-up' your sheep to surprise everyone and help you to remember the story!

'God loves me' picture frame




GODS

LOVE

has NO

LIMITS



Jesus once told a story about a man who owned one hundred sheep. Every evening, he would count to make sure that all the sheep had come back from the pasture.