

## Simon Peter meets Jesus

There are accounts of Jesus calling the disciples in all the gospels - Matthew 4:18-22, Mark 1:16-20, Luke 5:1-11, John 1:35-42 so it must be a pretty important story! (As before please don't feel you have to do all these activities! Just choose the ones which work best for you.)



**Think together:** What makes us special? Spend a little time thinking about this and then say what makes each other special (remember kind words only...) Maybe things they can do or about their character.

**Watch together:** Have you watched the new video we've recorded especially for younger families? Jenny is the first of our storytellers - you can find the link on the website alongside the services.

**Read together:** you might like to read about Jesus choosing his disciples in a Bible storybook or the Bible - why not compare the different versions? You might like to act the story out with small world figures or you could act out the story too - see instructions further down the page.


**Chat together:** What surprised you most when you heard this story?

I wonder how Simon Peter and the others felt when Jesus chose them?

What was special about the people Jesus chose to be his special friends?

Each of them was special in their own way, but they were just 'ordinary' men too. What made them really special was that they were willing to stop what they were doing and go with Jesus straight away. Do you think that would be an easy or hard thing to do? Why?

**Pray together:** You will need some A4 paper to make an origami boat each (or you could use toy boats) a bowl or container of water and some small paper fish. Origami instructions are at the bottom of the page.



*Jesus said, "Come follow me and I will make you fishers of men". Matthew 4: 19*

As you hold your boat in your hands think about what you would like to say to Jesus when he says to you "Come follow me" - it might be yes or no or maybe! Quietly place your boat on the water as you answer him.

Take a little paper fish shape and think about your friends or family members who don't know Jesus or who you would like to ask God to bless. You could write a prayer for them on the fish or write their names or draw them. Carefully place your fish on the boat.

Say a prayer together thanking Jesus for being our friend and asking him to help us tell our friends about him and to bless them.

### **Make together:** Simple paper fish

- Take a sheet of construction paper and fold diagonally and cut off the extra paper so that you are left with a square.
- Fold each end in toward the middle (like you're making a paper airplane) and then unfold. (You will have 3 creases diagonally across your construction paper).
- Fold the paper in half diagonally.
- Make cuts with your scissors from the centre of the paper toward the crease. Cut from one end (the tail) evenly. Leave enough uncut paper at the other end for the head (it may be helpful to draw cutting lines for younger children)
- Open up your paper.
- Glue one of the outside triangles (the space that's not cut) and fold it over the other uncut triangle. (You'll have almost a paper horn shape.)
- Gently press the head down.
- Glue on contrasting pieces of paper for the tail, fins, and eyes.
- Cut an oval from the main colour and glue it at the bottom of the mouth (to give your fish a proper mouth).



**Act the story together:** First find some fish (not real ones!) maybe toy fish or cut out lots of fish shapes from paper or an old magazine and two nets (a shopping bag or old net curtain?) and put all the fish into one net. Make a boat (you could use a real one!) from a big box or upturned table. Decide where the lake is and where the beach will be, maybe even use some old blankets to make it look more real. Decide who is going to be Jesus, Simon Peter, James, John and Andrew (not mentioned in Luke but definitely there in other versions!)

*The fishermen were sitting on the shore of Lake Galilee and they were busy washing their fishing nets. The men were all really tired and fed up because they had been fishing all night and had not caught any fish at all. Just close by Jesus was talking to lots of people. He was feeling really crowded because there were so many people there and he knew that the people at the back of the crowd couldn't hear him so he said to Peter:*

*"Please can I borrow your boat so I can speak to all the people?"*

*"Of course" Peter said "Yes". James and John got into the boat with Jesus. Peter pushed it away from the shore and jumped in himself. When Jesus had finished talking to the crowds of people he said to Peter "Go further out and throw the fishing nets into the water". Peter said "It's no good. We were fishing all night and caught nothing. But, if you say so, we will try again."*

*So Peter, James and John threw the net over the side. They chatted to Jesus for a bit (swap the empty net for the net full of fish) and then they tried to pull the net back on the boat. To their amazement it was too heavy; it was so full of fish.*

*"Come and help us" they shouted to their friends. So their friends ran to get into their boat. Together they dragged the heavy net back to the shore.*

*Peter, James and John were amazed at Jesus and immediately decided to be his friends. They left their boat and their nets on the shore and went with Jesus to tell other people about God.*

## What else could you do?

Make paper chain men - can you make a string of 12 men? Can you find the names of all 12 disciples? See how many you can remember and then have a look at Mark 3:16-19

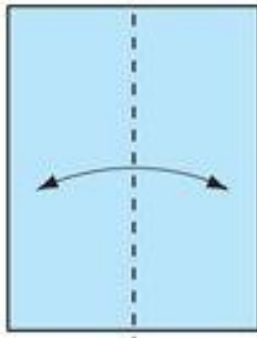
A reflection: you might like to play some quiet music. Think back to the story you heard earlier. Imagine you were there and hear Jesus ask you to follow him. Spend a few minutes in the quiet asking God why he would want to choose you. Write down or draw anything that comes to mind. It's ok if you don't think you hear anything - sometimes it's enough just to spend a few minutes quietly concentrating on God.

Make a paper plate fish

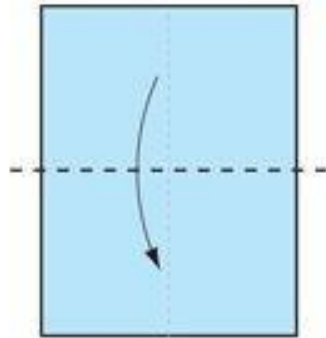


Colouring pictures or draw or paint a picture of the story. Or maybe draw a picture of your friend Jesus!

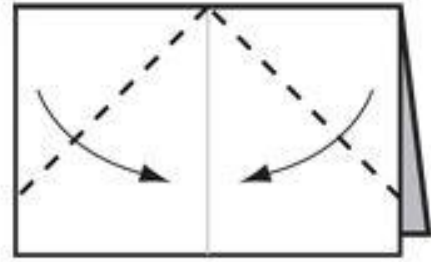




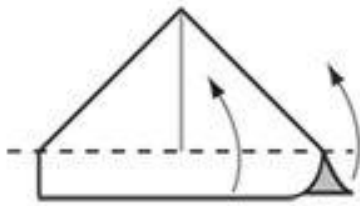
1. FOLD IN HALF



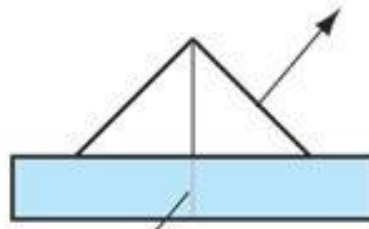
2. FOLD IN HALF AGAIN



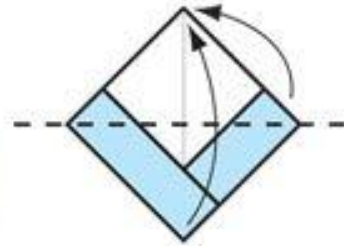
3. FOLD IN CORNERS



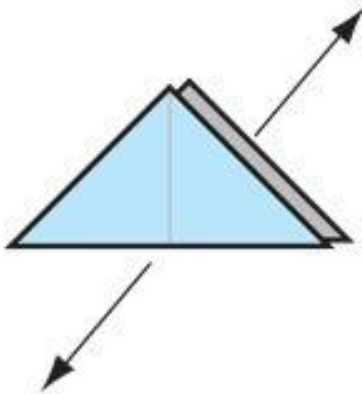
4. FOLD UP EDGES ON BOTH SIDES



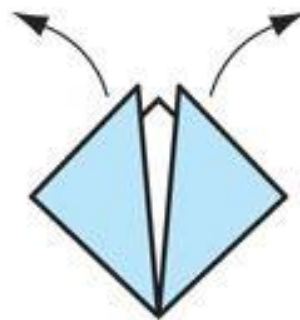
5. PULL THE SIDES OUT AND FLATTEN



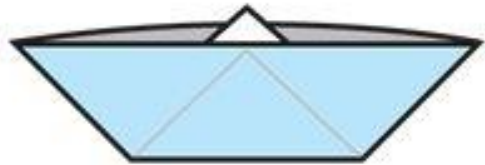
6. FOLD FRONT AND BACK LAYERS UP



7. PULL SIDES APART AND FLATTEN



8. PULL TOP FLAPS OUTWARDS



9. SQUISH THE BOTTOM AND PULL THE SIDES UP

10. TA DAAA!

