



## Jesus enters Jerusalem Mark 11:1-11

Parents: we hope these resources will help you worship together as a family, please just pick out the activities which you would like to do and don't worry about getting everything 'right', the most important thing is that you enjoy spending time with each other and with God! (Some of the resources this week are from Portsmouth Diocese Church @ Home, so a big thank you goes to them for their help!)

You might like to say this **getting ready prayer** together:

God, as we get ready to be with you  
Open our ears to listen to you (*touch your ears*)  
Open our minds to help us think about you (*put your hands on your head*)  
Open our eyes to see you in the world around us (*point to your eyes*)  
And open our hearts to love you more (*cross your hands over your chest*)  
Amen

## Watch, listen to or read the story:

Read the story from the Bible (Mark 11:1-11) or a storybook Bible or watch this: <https://www.youtube.com/watch?v=ITmbTuutBgg> or listen to this song called 'Clip clop beat' which tells the story of Palm Sunday!

[https://www.youtube.com/watch?v=kyFZ93k\\_OAU&fbclid=IwAROCtDsFYt0L67SrDPXDAeLvVawUMSic0YcZOWo6PKbTmhSbyF\\_dy3\\_zYs0](https://www.youtube.com/watch?v=kyFZ93k_OAU&fbclid=IwAROCtDsFYt0L67SrDPXDAeLvVawUMSic0YcZOWo6PKbTmhSbyF_dy3_zYs0)

## Talk together:

I wonder what is your favourite part of the story?

I wonder which part of the story surprised you?

The people praised Jesus because they loved him, he was their hero. They shouted 'Hosanna' because they were filled with joy. I wonder what makes you feel joyful?

## Things to do:

**Make a palm frond:** find some green paper (or any paper will do) and draw around your hands. Maybe everyone in the family could do this. Cut out the handprints and attach them to a 'stem' (a long thin piece of cardboard or a stick) using sticky tape.

You might like to write on your hand shapes first - maybe some of the things that make you joyful.'



**Make a Palm Sunday Spinner:** either print out the Palm Sunday Spinner page below or copy the rectangle with the palm leaf and Hosanna onto a piece of paper. Cut out and follow the instructions - you will need a drinking straw and some sticky tape. Once you have made the spinner twizzle the straw between your hands and see what happens!

**Make a donkey:** draw and cut out a donkey body shape, use some thread or wool for a tail! And stand it up on two clothes pegs for legs. Add some eyes and why not write this verse on the donkey (or your own words)

"Hosanna! Blessed is he who comes in the name of the Lord!" Mark 11:9



## Praise together:

Why not listen to the 'Clip clop beat' song again or try this one called 'Hosanna'?

<https://www.youtube.com/watch?v=iK7oIIEINZO>

Maybe you can learn the words and actions together. If you have made palm branches or spinners why not wave them or maybe find a musical instrument to play along with the song!

**Have fun:** with a Hosanna treasure hunt. Write the word Hosanna on lots of different pieces of paper - big or small - and hide the messages around the house in different places. When they're all hidden send everyone off to hunt for them. You could take it in turns to hide them, or set a time limit for finding them or see who can find them the quickest!

**Pray together:**

You may like to light a candle and then pray together using these words or your own!

Father God, we thank you for all the things that have make us feel joyful.

Thank you that you are with us when we feel joyful and also when we are feeling sad or worried.

Help us to be like the people shouting Hosanna and to remember that you are here with us and that you love us.

Amen

**Something extra:**

Colouring pictures:

Choose a colouring picture from below and if you are able, print it off. As you colour it think about the story, what did you find interesting or amazing?


If you are not able to print a picture why not draw or paint one?

Create at the Cross:


Check out the website for ideas for Holy Week, starting today, with thoughts and pictures to reflect on, both for children and adults. Get creative and then share your pictures, poems and stories with us on Facebook or

[create@standrewsandallsaints.org](mailto:create@standrewsandallsaints.org)


# Palm Sunday Spinner



1. Cut out the rectangle above
2. Colour in the palm leaf and the 'hosanna'
3. fold along the dotted line
4. Open the rectangle up again and place picture side down

5.  Stick a straw on the back like so.

6. Glue along the edges of the rectangle and stick together with the straw inside.

7.  Twizzle straw between your hands and watch what happens!

